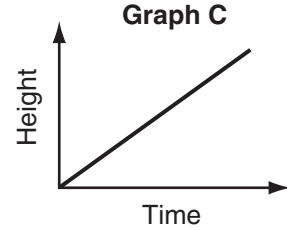
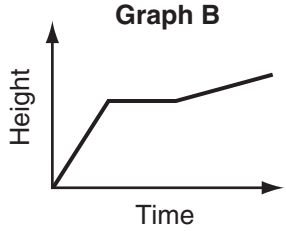
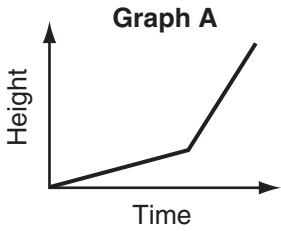


**LESSON**  
**4-1**

**Practice B**  
**Graphing Relationships**

Choose the graph that best represents each situation.

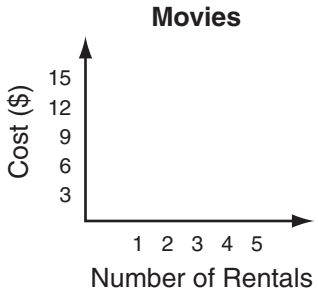


1. A tomato plant grows taller at a steady pace.
2. A tomato plant grows quickly at first, remains a constant height during a dry spell, then grows at a steady pace.
3. A tomato plant grows at a slow pace, then grows rapidly with more sun and water.
4. Lora has \$15 to spend on movie rentals for the week. Each rental costs \$3. Sketch a graph to show how much money she might spend on movies in a week. Tell whether the graph is continuous or discrete.

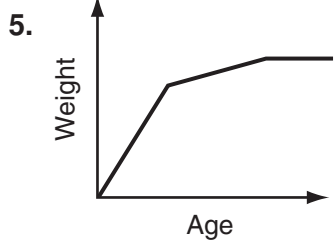
\_\_\_\_\_

\_\_\_\_\_

\_\_\_\_\_



Write a possible situation for each graph.

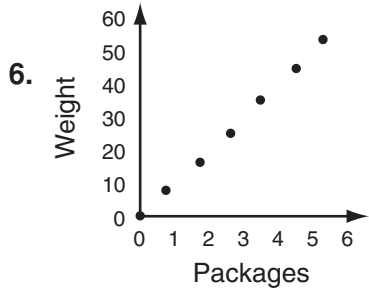


\_\_\_\_\_

\_\_\_\_\_

\_\_\_\_\_

\_\_\_\_\_



\_\_\_\_\_

\_\_\_\_\_

\_\_\_\_\_

\_\_\_\_\_